

## **Appendix I**

to

Working Paper "Current Status of the Ross Seal (*Ommatophoca rossii*): A Specially Protected Species under Annex II"

### **A summary of status of knowledge of the biology, distribution, and abundance of the Ross Seal, *Ommatophoca rossii***

*compiled by*

**Brent S. Stewart, Ph.D., J.D.**

**Senior Research Biologist**

**Hubbs-SeaWorld Research Institute**

**2595 Ingraham Street, San Diego, CA**

**&**

***Secretary, SCAR Expert Group on Seals***

*on behalf of the*

**SCAR Expert Group on Seals**

*from contributions by*

**J.L. Bengtson, M. Bester, A.S. Blix, H. Bornemann P. Boveng, M.F.  
Cameron, E. Nordoy, J. Laake, J. Ploetz, D.B. Siniff, C. Southwell, B.S.  
Stewart.**

**15 February 2007**



## Background

The Conference on the Conservation of Antarctic Seals<sup>1</sup> proposed a prohibition of commercial exploitation of pinnipeds<sup>2</sup> in the Antarctic which was later codified in the Convention for the Conservation of Antarctic Seals (CCAS)<sup>3</sup>. Article 4 of CCAS allows for special permits to be issued particularly for scientific research to take small numbers of all seals to collect sufficient information on life history and ecology of the species as a basis for conservation and management within the framework of the Antarctic Treaty. Annex I of CCAS provides for commercial harvests of limited numbers of all species except Ross seals (*Ommatophoca rossii*) and southern fur seals (*Arctocephalus sp.*) for which commercial catch or killing are prohibited by designating them as *Protected Species*<sup>4</sup>. When environmental protection in the Antarctic was expanded in 1991 as the Protocol on Environmental Protection to the Antarctic Treaty, the Ross seal was listed as a *Specially Protected Species* in Annex II of the Protocol, That designation was evidently as a simple automatic clerical inclusion without substantive consideration because the species had been informally listed in Annex A of Agreed Measures for the Conservation of Antarctic Flora and Fauna at the IIIrd Antarctic Treaty Consultative Parties meeting in 1964. The Ross seal classified by the IUCN in 1996 as a species of '*Least Concern*'<sup>5</sup>.

---

<sup>1</sup> London, 3-10 February 1972

<sup>2</sup> The term pinniped is a non-taxonomic term that has been applied to a group of three families of marine carnivores; the Phocidae (true or earless seals), the Otariidae (the eared seals = fur seals and sea lions), and the Odobenidae (walrus). It is derived from *pinnipes*, the Latin for fin- or wing-footed, a composite of the Latin *pinna*, meaning wing or feather, and *pes* meaning foot. These closely related families are all derived from terrestrial carnivore ancestors. There is as yet no consensus on whether different groups of terrestrial carnivores are independent ancestors to the three groups or which group they might be descended from if they all have a common ancestor. The CCAS applies to Southern elephant seals (*Mirounga leonina*), leopard seals (*Hydrurga leptonyx*), Weddell seals (*Leptonychotes weddellii*), crabeater seals (*Lobodon carcinophaga*), Ross seals (*Ommatophoca rossii*), and all Southern Hemisphere fur seals (*Arctocephalus sp.*).

<sup>3</sup> Agreed on at the VIIth Antarctic Consultative Meeting, Wellington, New Zealand. Entered into force 11 March 1978.

<sup>4</sup> CCAS Annex 1 §2(a)

<sup>5</sup> This designation recognizes that there is adequate data to assess that the species is widespread and abundant, and neither threatened nor near threatened (IUCN 2006).

## **Status of knowledge of the Ross seal**

The Ross seal (*Ommatophoca rossii*) is one of four phocid pinnipeds that lives exclusively in the Southern Hemisphere with breeding populations confined to the circumpolar pack ice of Antarctica. The species was named after Sir James Clark Ross who collected two of these seals in 1840 at 68°S and 176°E during his voyage into the Ross Sea on the HMS *Erebus* and HMS *Terror*. Gray (1844, 1875) used those two seals as the type specimens to describe the species. The genus name is from the Greek *omma* meaning eye, highlighting its large size. Ross seals grow to about 2 to 2.5 m long and up to 200 kg. Recent measurements of 41 post-breeding and newly molted adult seals in the Ross Sea in 1999/2000 were, on average, about 2.04 m long, 1.33 m in girth, and weighed about 158 kg with no significant differences between males and females (B.S. Stewart unpubl. data). Other reports of body size have been variable and unequivocal (King 1964, Bonner and Laws 1964). Oritsland (1970) estimated longevity at 12 years and age of sexual maturity at 3-4 years for males and 2-7 years for females based on a sample of seven females and eight males collected in 1964.

Ross seals have relatively small but robust bodies with short, broad heads. The eyes are noticeably large and forward pointing reflecting adaptations to their deep diving and foraging habits. The teeth are all small and the post-canines are simple without shearing or grinding structure. The canine teeth are very sharply conical, evidently adaptations for catching squid which seems to be the primary prey (Hamilton, 1901, Wilson, 1907, Brown 1915, Solyanik 1965, King 1969 Skinner and Klages 1994, Bengtson and Stewart 1997). The short pelage is dark brown dorsally and cream or tan ventrally, with several dark stripes radiating down the throat from the mouth and some

spotting along the boundary between the counter-shaded dorsal-ventral pattern. Seals molt from late December through January and perhaps mid-February (Skinner and Westlin-van Aarde 1989, Southwell 2003, Ackley et al. 2003, B.S. Stewart, unpubl.). Ross seals forage at depths of around 100 to 200 m and occasionally as deep as almost 400 m (Bengtson and Stewart 1997, Southwell 2005).

## **Breeding**

The few observations and data on the reproductive biology of Ross seals suggest that pups are born from mid-October through November (Solyanik 1964, Tikhomirov 1975, Thomas et al. 1980, Southwell et al. 2003). Mating may occur just after that in December and early January. Oritsland (1970) reported a 101 cm foetus collected on 23 September, 1964 and estimated length at birth to be 105 cm or longer whereas King (1969) suggested a length of 120 cm. and weight of 27 kg at birth. Erickson et al. (1972) reported recent corpora lutea and implanted blastocysts in two Ross seals collected in the Amundsen Sea on January 29, 1972.

## **Distribution**

Ross seals have not often been encountered in the Antarctic. They have been long thought to live in heavy pack ice around the continents, where few ships or expeditions have travelled. Consequently, little is known of the species' distribution, abundance, life history, and basic natural history. They may range all around the Antarctic continent though areas of higher density appear to be in the Ross Sea, the

King Haakon VII Sea and perhaps parts of the western Weddell Sea. Though Ross seals may indeed give birth and mate in remote and inaccessible areas of pack ice, recent studies have begun to discover that they may live and forage in open water far from seasonal pack ice from late summer (January-February) through early to mid-spring (October-November).

Vagrants have been observed at several sub-Antarctic islands, New Zealand, and Australia (Erickson and Hofman 1974, Reeves et al. 1992, Reeves et al. 2002). Most sightings of Ross seals have been of solitary seals through but small groups and aggregations have been seen a few times (Mawson 1915, Bonner and Laws 1964, Ray 1970, Erickson et al. 1971, Splettstoesser et al 2000). Some of these aggregations and groups were recorded in areas of sparse ice and evidently reflected the absence of suitable haulout habitat,

### Haulout patterns

Bengtson et al. (2007) monitored three Ross seals in the Ross sea from late December through October and found that peak haulout occurred at mid-day with seals spending most of the night in the water foraging (Fig 1), similar to the pattern reported earlier for one seal in the Weddell Sea (Bengtson and Stewart 1997).

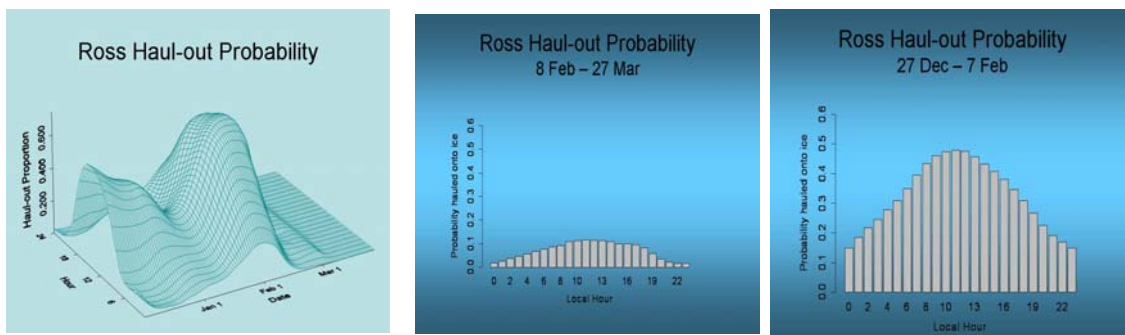
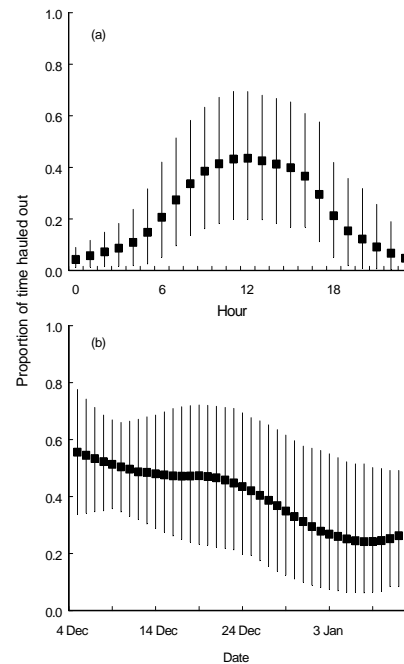


Figure 1. Haul out characteristics of Ross seals in the Amundsen and Ross seas in 1999/2000 (Bengtson et al. 2007).

Southwell et al. (2007) combined haulout pattern data obtained from satellite-linked data recorders from studies conducted in East Antarctica (Southwell et al. 2003), the King Haakon VII Sea (Nordøy and Blix 2005), and the Amundsen and Ross seas (Ackley et al. 2003, Bengtson et al. 2007) and found a unimodal pattern of haulout of Ross seals that peaked at mid-day in mid to late summer (Fig. 2) though there was considerable variability among seals.

Figure 2. Modelled haul-out profile of Ross seals in East Antarctica (a) by hour within a day, for the mid-point of the survey period (23 December), and (b) across days within the survey period, for solar midday. Vertical lines are 95 percentile ranges, and closed squares are medians, of the 1000 bootstrap replicates (Southwell et al. 2007).



## Movements

Recent data from Ross seals tracked from late austral summer through spring have demonstrated that these seals spend much of each year at sea north of seasonal pack ice (Blix et al. 1998, Nordoy and Blix 2002, Bengtson et al. 2007b).

## Habitat

Ross seal distribution in austral spring and summer, at least, appears to be directly related to the distribution and density of pack ice. Seals evidently breed in

heavy, interior region pack ice and then haulout nearer the edge of the pack ice but on large stable ice floes in late summer to molt. Accumulating evidence indicates that seals spend most of their time foraging in pelagic areas north of pack ice after they finish the molt in late summer and through early autumn. Immature and non-breeding seals may spend an entire year or more in pelagic habitats.

### **Population size**

Population count data are meager and densities calculated from them have been variable and low. Laws (1953) estimated 10,000 Ross seals in the Falkland Island Dependencies and Scheffer (1958) estimated the total Antarctic population between 20,000-50,000. Four of 4,742 seals counted in 552.47 nm<sup>2</sup> surveyed in the Weddell sea in the late 1960s were Ross seals and their density in that area was estimated as 0.007 seals/nm<sup>2</sup> (Erickson et al., 1970). Eklund and Atwood (1962) estimated Ross seal density in in East Antarctica (105°-112°E longitude) at 0.301/nm<sup>2</sup>. In the western Ross Sea, Ray (1970) estimated densities at 0.04 to 0.4/nm<sup>2</sup>. Eklund and Atwood (1962) estimated the circumpolar population at 51,400 from estimated density in a small survey area and then projected the estimate to 2,200,000 nm<sup>2</sup> of pack ice with surface cover between 0.3 and 1.0%. Gilbert and Erickson (1977) estimated Ross seal density in the Bellingshausen and Amundsen seas (85°W-135° nm<sup>2</sup>30'W) at 0.108 nm<sup>2</sup> then calculated a minimal estimate of 28,968 Ross seals in 215,771 nm<sup>2</sup> of pack ice. Based on regional systematic surveys, the species was then later estimated at 220,000 in 1977 (Gilbert and Erickson 1977) and 131,000 in 1990 (Erickson and Hanson 1990). The comprehensive censuses of pack ice seals in 1983 found substantially lower densities of Ross seals than had been reported earlier (cf. Siniff *et al.* 1970; Gilbert and

Erickson 1977; Erickson et al. 1983; Erickson and Hanson 1990) though it is not clear whether these difference represent real declines rather than differences in densities associated with differences in pack ice habitat or perhaps hauling patterns.

Splettstoesser et al. (2000) made regional and circumpolar surveys in the austral summers of 1992/93, 1996/1997, and 1997/98 aboard a Russian icebreaker tourist cruise. Most seals were found in light to heavy pack ice and they found relatively large concentrations in the Riiser-Larsen Sea (14°E to 35°E longitude) where they estimated densities at 0.02 seals/nm<sup>2</sup> in 1996/97 and hauled out on fast ice near Gaussberg (66°13' S, 89°35'E) in 1997/98 when there was mostly open water nearby and in the broader region (57°E to 100°E) in 1992/93 when there was heavy pack ice through late summer.

More recently, a circumpolar international program<sup>6</sup> to derive estimates of population abundance of crabeater, leopard, Weddell, and Ross seals was conducted from the early 1990s through 2000 (Fig 3; cf Ackley et al. 2003, Bester and Stewart 2006, Southwell et al. 2007).

---

<sup>6</sup> The International Antarctic Pack Ice Seal (APIS) program.



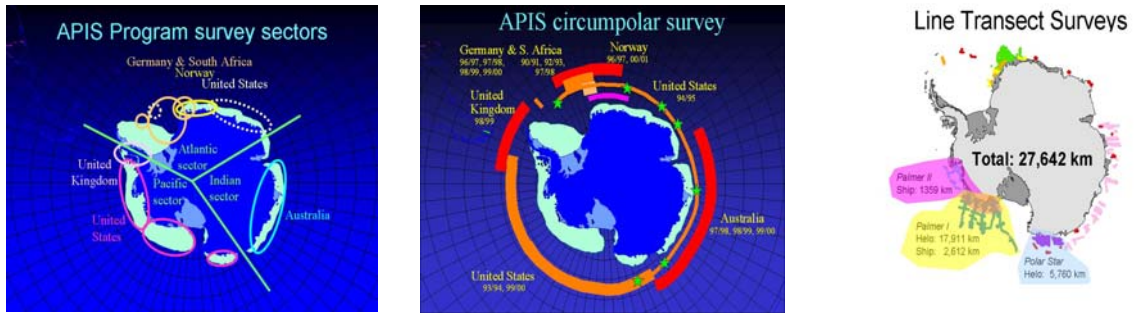


Figure 3. APIS International survey allocation, timing and results of line transects accomplished

Line transect surveys of pack ice (25,561 km) and fast ice (2,080 km) conducted by helicopter and ship in the Amundsen and Ross seas (between 150° E and 100° W) from late December 1999 through early March, 2000 resulted in an estimate of 22,600 seals (11,700 to 43,700) between 180° - 130° W with the highest density in the interior pack ice (0.04 seals/km<sup>2</sup>) (Figs 4, 5; Bengtson et al. 2007).

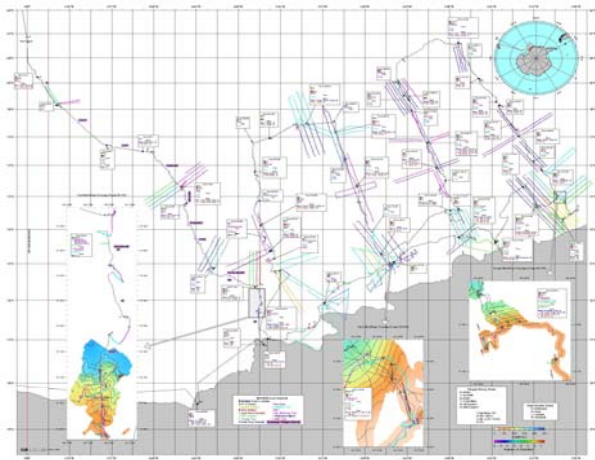


Figure 4. Line transects from ship and helicopter conducted in the Ross and Amundsen Seas in 1999/00 (Bengtson et al. 2007).

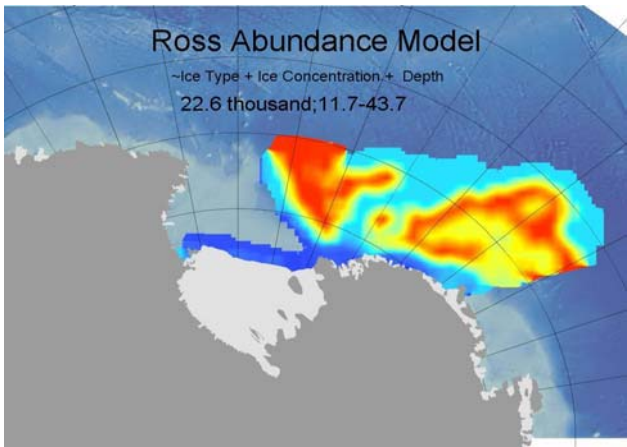


Figure 5. Estimated density and abundance of Ross seals in the Ross and Amundsen seas in 1999/00 relative to pack ice coverage (Bengtson et al. 2007).

Southwell et al (2007) made line transect surveys from helicopter of the pack-ice zone between longitudes 64°E and 150°E, where about 1 500 000 km<sup>2</sup> had >1/10 ice-cover and likely suitable habitat for Ross seals, from helicopter (Figs 6, 7). The computed estimates of abundance ranged from 20,500 (lower 2.5 percentile) to 226,600 (upper 97.5 percentile with best estimates of 41,300 to 55,990 (Southwell et al. 2007) similar to that reported earlier by Erickson and Hanson (1990).

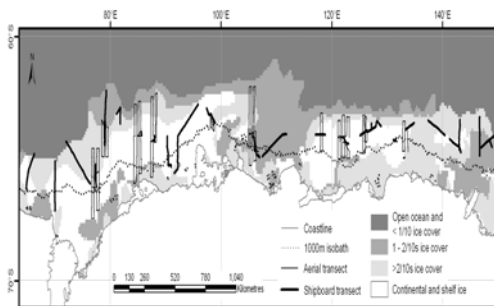


Figure 6. Aerial and shipboard survey transects and distribution of ice at the time of the survey in East Antarctica in 1999/2000 (Southwell et al. 2007).

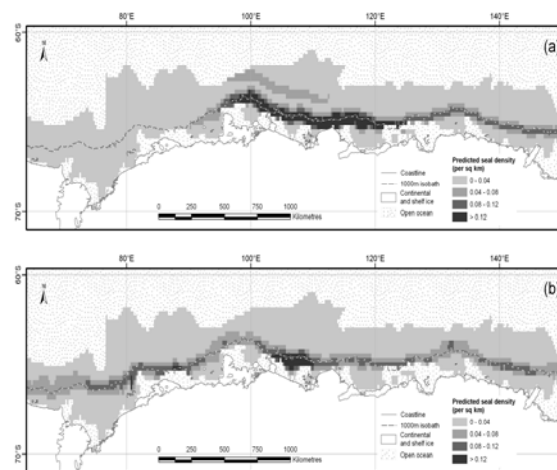


Figure 7. Predicted Ross seal distribution in East Antarctica, based on the predictive model for (a) definite sightings only, and (b) definite plus probable sightings (Southwell et al. 2007).

Bester et al. (2002) made an aerial survey off the Princess Martha Coast of Queen Maud Land in the King Haakon VII Sea in 1992/1993 (Fig. 8) and found the density of Ross seals to be 0.57 seals/nm<sup>2</sup>.in December and 0.122 seals/nm<sup>2</sup> in January when pack ice was melting and haulout space became more concentrated. This compares with densities of 0.45-2.91 seals nm<sup>-2</sup> in the same area determined by shipboard surveys made in the 1970s (Bester et al. 1995, Bester et al. 2002).

Norwegian scientists made aerial surveys in the pack ice of the Weddell Sea in January and February 1997. The results of those surveys have not yet been reported (Fig. 8; Blix unpublished data).

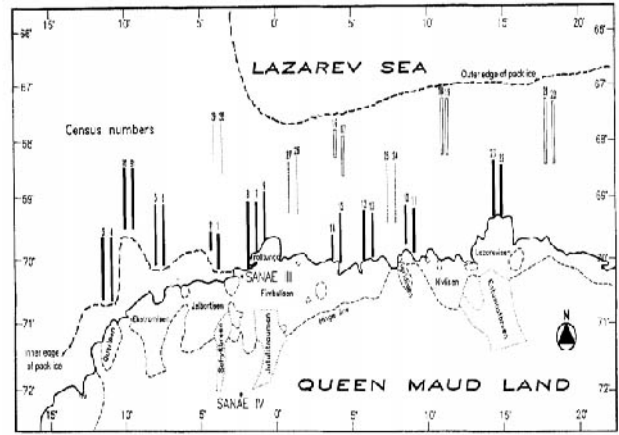


Figure 8. Aerial surveys made off Queen Maud Land in 1992/1993 (Bester et al. 2002). Increasing numbers indicate the transect sequence. Classification of transects are indicated by line types: thick solid line = inner zone; thick boxed line = outer zone; broken line = middle zone.

Aerial surveys were made in the eastern Weddell Sea (22°W to 8° E and 66° to 73° S) in each austral summer from 1996/97 through 2000/01 (Figs 10, 11; Plotz unpublished data; Bester et al. 2002).

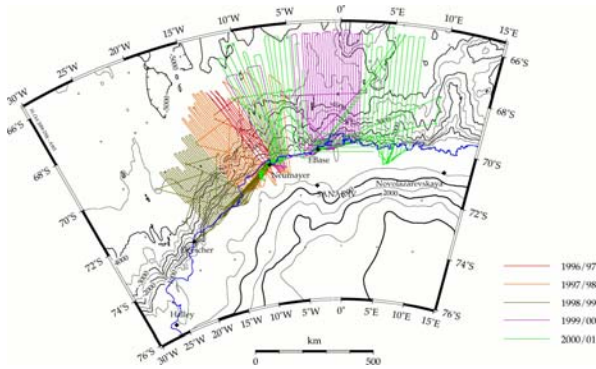


Figure 10: Aerial surveys in the eastern Weddell Sea from 1996/1997 through 2000/2001 (Plotz, unpublished data).

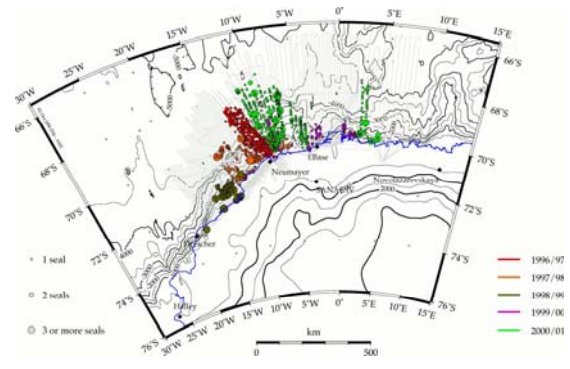


Figure 11: Distribution and abundance of seals counted during the 5 EMAGE-APIS flight campaigns. The northernmost seal counts (coloured circles) of the 5 annual surveys roughly correspond to the location of the northern sea ice margin during the each survey (Plotz unpublished data).

A preliminary analysis of the data from aerial and shipboard surveys in 1997/98 for the area bounded by 07°08' and 45°33'

West longitude<sup>7</sup> found 45 Ross seals for a density of 0.08 seals/nm<sup>2</sup> (Bester and Odendaal 1999, 2000). The data for surveys during the other years have not yet been reported.

### **Habitat trends**

Seasonal and yearly variation in the size and nature of the pack ice zone clearly has an influence on the distribution and density of breeding and molting Ross seals (cf. Splettstoesser et al. 2000, Gilbert and Erickson 1977). Consequently, its breeding season range will likely contract if the Southern Ocean climate continues to warm and seasonal pack ice coverage contracts. The non-breeding season foraging habitats of Ross seals are still poorly known, but recent data suggest that they are mesopelagic areas north of pack ice zones and may overlap with southern elephant seals and other migratory subarctic marine vertebrates.

### **Threats**

There has been essentially no commercial harvest of the species and none are planned or likely to be seriously considered. The non-aggregating nature and remote breeding habitat of Ross seals shelter them from virtually all potential direct interactions with human activities. The apparent solitary behavior and broad distribution on non-breeding seals may also reduce direct interactions with commercial fishing activities. Perhaps the most important threat is loss of breeding habitat accompanying ocean climate warming and constriction of seasonal pack ice, as it is with all seals that breed in pack ice and fast ice habitats.

---

<sup>7</sup> During the survey the eastern Weddell Sea was ice free whereas a substantial pack ice field remained in the western Weddell sea.

## References

- Ackley SF, Bengtson JL, Boveng P, Castellin MA, Daly KL, Jacobs S, Kooyman GL, Laake JL, Quetin L, Ross R, Siniff DB, Stewart BS, Stirling I, Torres J, Yochem PK (2003) A top-down multi-disciplinary framework for examining the pack ice ecosystem of the eastern Ross Sea, Antarctica. *Polar Record* 39: 219-230
- Bengtson JL, Stewart BS (1997) Diving patterns of a Ross seal (*Ommatophoca rossii*) near the eastern coast of the Antarctic Peninsula. *Polar Biology* 18: 214-218.
- Bengtson JL, Boveng P, Laake JL, Cameron MF, Stewart BS (2007) Pack ice seal abundance and distribution in the Ross and Amundsen Seas. In Prep.
- Bengtson JL, Boveng P, Cameron MF, Stewart BS (2007) Diving and haulout behavior of Ross seals in the Ross and Amundsen Seas. In Prep.
- Bester MN, Ferguson JWL, Jonker FC (2002) Population densities of pack ice seals in the Lazarev Sea, Antarctica. *Antarctic Science* 14:123-127.
- Bester MN, Hofmeyr GJG (2006) Ross Seal. In: *Encyclopedia of the Antarctic* (Riffenburgh B, ed.) Taylor & Francis Books Inc., New York. Pp 815-816.
- Bester MN and Odendaal PN (1999) Abundance and distribution of Antarctic pack ice seals in the Weddell Sea. In: *The Expedition ANTARKTIS XV/3 (EASIZ II) of "Polarstern" in 1998.* (Arntz WE, Gutt J, Eds.) Alfred-Wegener-Institut für Polar- und Meeresforschung. Ber. Polarforsch. 301: 102-107.
- Bester MN and Odendaal, PN (2000) Abundance and distribution of Antarctic pack ice seals in the Weddell Sea. In: *Antarctic Ecosystems: Models for Wider Ecological Understanding* (Davison W, Howard-Williams C, Broady P, Eds.) Caxton Press, Christchurch, New Zealand. Pp. 51-55.

Bester MN, Erickson AW, Ferguson JWH (1995) Seasonal change in the distribution and density of seals in the pack ice off Princess Martha Coast, Antarctica. *Antarctic Science* 7: 357-364.

Bester MN, Ferguson, JWL, Jonker FC (2002) Population densities of pack-ice seals in the Lasarev Sea, Antarctica. *Antarctic Science* 14: 123-127.

Bester MN, Stewart BS (2006) The International Antarctic Pack Ice Seals (APIS) Program Multi-disciplinary Research into the Ecology and Behavior of Antarctic Pack Ice Seals Summary Update. Report to the Scientific Committee on Antarctic Research.

Blix AS, Nordøy ES (1998) Ross seal diving behaviour and distribution - a reassessment? VII Scar International Biology Symposium, Christchurch, NZ, 31 August- 4 September 1998. *New Zealand Natural Sciences* 23:

Bornemann H., Kreyscher M, Ramdohr S, Martin T, Carlini A, Sellmann L, Plötz J (2000) Southern elephant seal movements and Antarctic sea ice, *Antarctic Science* 12: 3-15.

Boyd IL (2002) Antarctic marine mammals. Pp. 29-36. In: Perrin, W. F., B. Wursig, and J. G.M. Thewissen (eds.). *Encyclopedia of Marine Mammals*. Academic Press, San Diego. 1414 pp.

Bruce WS (1914) On the skulls of Antarctic seals: Scottish National Research Expedition. *Transactions of the Society of Edinburgh XLIX (Part II, 4): 345-346.*

Bryden MM, Erickson AW (1976) Body size and composition of crabeater seals (*Lobodon carcinophagus*), with observations on tissue and organ size in Ross seals (*Ommatophoca rossii*). *Journal of Zoology* 179: 235-247.

Bryden MM and Felts WJL (1974) Quantitative anatomical observations on the skeletal and muscular systems of four species of Antarctic seals. *Journal of Anatomy* 118:589-

600.

Condy PR (1976) Results of the third seal survey in the King Haakon VII Sea, Antarctica.

South African Journal of Antarctic Research 6: 2-8.

Condy PR (1977) Results of the fourth seal survey in the King Haakon VII Sea, Antarctica.

South African Journal of Antarctic Research 7: 10-13.

Curtis C, Stewart BS, Karl SA (2007) Sexing pinnipeds with ZFX and ZFY loci. *Molecular Ecology*, In Press.

Curtis C. (2007) Sex-linked variations in time to most recent common ancestor (TMRCA): applying coalescence theory to the evolution of phocid breeding systems. Ph.D., Dissertation, University of South Florida, Tampa, FL. USA.

Davis C S (2004) Phylogenetic relationships of the phocidae and population genetics of ice breeding seals. Ph.D. Diss. University of Alberta, Edmonton, Canada. 154 pp.

Davis CS, Delisle I, Stirling I. et al. (2004) A phylogeny of the extant Phocidae inferred from complete mitochondrial DNA coding regions. *Molecular Phylogenetics and Evolution* 33: 363-377.

Davis CS, Gelatt, TS, Siniff DB, Strobeck C (2002) Dinucleotide microsatellite markers from the Antarctic seals and their use in other pinnipeds. *Molecular Ecology Notes* 2: 203-208.

Decker, D., Stewart, B.S. and Lehman, N. (2002) Major histocompatibility complex class II DOA sequences from three Antarctic seal species verify stabilizing selection on the DO locus. *Tissue Antigens* 60: 533-537.

- Eklund CR, Atwood EL (1962) A population study of Antarctic seals. *Journal of Mammalogy* 43: 229-238.
- Erickson AW, Denney RN, Brueggeman JJ, Sinha AA, Bryden MM, Otis J (1974) Seal and bird populations of Adelie, Clarie and Banzare Coasts. *Antarctic Journal* 9: 292-296.
- Erickson AW, Hanson MB (1990) Continental estimates and population trends of Antarctic seals, in: *Antarctic Ecosystems: Ecological Change and Conservation*. (Kerry, KR, Hempel G, Eds), pp. 253-264, Springer-Verlag, Berlin.
- Erickson AW, Siniff DB, Cline DR, Hofman RJ (1971) Distributional ecology of Antarctic seals. In: *Symposium on Antarctic ice and water masses* ( Deacon G, ed.), Heller, Cambridge.
- Ferguson JWH, Bester MN (2002) The treatment of spatial autocorrelation in biological surveys: the case of line transect surveys. *Antarctic Science* 14:115-122
- Field IC, Hindell MA, Bradshaw CJA, Burton HR (2004) Seasonal use of oceanographic and fisheries management zones by juvenile southern elephant seals (*Mirounga leonina*) from Macquarie Island. *Polar Biology* 27: 432–440.
- Gilbert JR, Erickson, AW (1977) Distribution and abundance of seals in the pack ice of the Pacific sector of the Southern Ocean. In: *Adaptations within Antarctic Ecosystems*. (Llano G, Ed.) pp. 703-740. Smithsonian Institution, Washington, D.C.
- Gray JE (1844, 1875) The seals of the southern hemisphere. In: *The zoology of the voyage of H.M.S. Erebus & Terror under the command of Captain Sir James Clark Ross, R.N., F.R.S., during the years 1839-1843*. “Part I. Mammalia. Longman, Brown, Green, and Longmans, London, 2 volumes: pp. 1-8, pls 1-10 & 14-17 (1844) and pp-9-12 (1875).



- Hall-Martin AJ (1974) Observations on population density and species composition density and species composition of seals in the Kin Haakon VII Sea, Antarctica. South African Journal of Antarctic Research 4: 34-39.
- Hofman RJ (1975) Distribution patterns and population structure of Antarctic seals. Ph.D. dissertation, University of Minnesota.
- King JE (1964) Swallowing modifications in the Ross seal. Journal of Anatomy, London 99: 206-207.
- King JE (1965) Giant epiphyses in a Ross seal. Nature 205:515-516.
- King JE (1968) The Ross and other Antarctic seals. Australian Natural History. 16(1): 29-32.
- King JE (1969) Some aspects of the anatomy of the Ross seal, *Ommatophoca rossii* (Pinnipedia: Phocidae). British Antarctic Survey Scientific Reports 63: 1-54.
- Laws RM (1984) Seals. In: Antarctic Ecology. Pp. 194-212. Academic Press, London.
- Ling JK (1972) Vibrissa follicles of the Ross seal. British Antarctic Survey Bulletin 27: 19-24.
- Lehman N, Decker DJ, Stewart B. (2004) Divergent patterns of major histocompatibility complex (MHC) class II variation in four species of Antarctic phocid pinnipeds. Journal of Mammalogy 85: 1215-1224.
- Martensson P-E, Nordoy ES, Messelt EB, Blix AS (1998) Gut length, food transit time and diving habit in phocid seals. Polar Biology 20: 213-217.
- McConnell B, Fedak M, Burton HR, Engelhard GH, Reijnders PJH (2002) Movements and foraging areas of naïve, recently weaned southern elephant seal pups. Journal of Animal Ecology.71: 65-78

- McMahon CR, Burton HR, Bester MN (2003) A demographic comparison of two southern elephant seal populations. *Journal of Animal Ecology* 72:
- Nordøy ES, Blix AS (2001) The previously pagophilic Ross seal is now rather pelagic. *Proceedings of the VIII SCAR International Biology Symposium, Amsterdam, The Netherlands, August 27-September 1, 2001.* S5O14.
- Nordøy ES, Blix AS (2002) Distribution and food consumption of Ross seals (*Ommatophoca rossii*) and leopard seals (*Hydrurga leptonyx*). In: Report of the Norwegian Antarctic Research Expedition 2000/01, J.G. Winther (ed.). Norsk Polarinstitutt Rapportserie 120: 55-57.
- Nordøy ES, Blix AS (2005) Haulout behaviour of Ross seals in King Haakon VII Sea. In IX SCAR International Biology Symposium, Curitiba, Brazil.
- Oritsland T (1970) Sealing and seal research in the south west Atlantic pack ice, Sept-Oct 1964. In: *Antarctic Ecology* (Holdgate MW, ed.) pp. 367-376. Academic Press, London.
- Oritsland T (1977) Food consumption of seals in the Antarctic pack ice. In: *Adaptations within Antarctic Ecosystems.* (Llano GA, ed.) pp. 749-768. Smithsonian Institute, Washington, D.C.
- Pierard J, Bisailon A (1978) Osteology of the Ross seal *Ommatophoca rossi* Gray, 1844. *Biology of the Antarctic Seas IX, Antarctic Research Series Vol. 31:* 1-24.
- Polkey W, Bonner WN (1966) The pelage of the Ross seal. *British Antarctic Survey Bulletin* 8:93-96.
- Reeves R R, Stewart BS (2003) Marine Mammals of the World: An introduction. Pp. 1-64. In: *Walker's Marine Mammals of the World.* (R. M. Nowak). The Johns Hopkins University Press, Baltimore. 264 pp.

- Reeves R,R, Stewart BS, Clapham PJ, Powell JA (2002). National Audubon Society Guide to Marine Mammals of the World. Alfred A. Knopf, New York. 526 pp.
- Reeve RR, Stewart BS, Leatherwood S (1992) The Sierra Club Handbook of Seals and Sirenians. Sierra Club Books, San Francisco. 359 pp.
- Scheffer VB (1958) Seals, Sea Lions and Walruses. A Review of the Pinnipedia. Stanford University press, California.
- Scott P (1965) Section XIII. Preliminary List of Rare Mammals and Birds, in: Scott, P. (Ed.) The Launching of a New Ark. First report of the President and Trustees of World Wildlife Fund. An International Foundation for Saving the World's Wildlife and Wild Places, 1961-1964, Collins, London.
- Skinner JD, Klages NTW (1964) On some aspects of the biology of the Ross seal *Ommatophoca rossii* from King Haakon VII Sea, Antarctica. Polar Biology 14: 467-472.
- Skinner JD, Westlin-van Aarde LM (1989) Aspects of reproduction in female Ross seals (*Ommatophoca rossii*). Journal of Reproduction and Fertility 87: 67-72.
- Soll S, Stewart BS, Lehman N (2005) Conservation of MHC Class I Sequences Among Carnivores. Tissue Antigens 65: 283-286.
- Solyanik GA (1964) Experiment in marking seals from small ships. Soviet Antarctic Expedition Bulletin 5: 212.
- Southwell C (2003) Haul-out behaviour of two Ross seals off eastern Antarctica. Antarctic Science 15: 257-258.
- Southwell CJ (2005) Diving behaviour of two Ross seals in east Antarctica. Wildlife Research 32: 63-65.

- Southwell C, Borchers D, Paxton C, Boveng P, Blis AS, Nordøy ES (2005) Abundance of pack-ice seals off East Antarctica. Proceedings of the SCAR International Symposium on Biology, Curitiba, Brazil. 045: 78.
- Southwell C, Kerry K, Ensor P, Woehler EJ, Rogers T (2003). The timing of pupping by pack-ice seals in East Antarctica. *Polar Biology* 26: 648-652.
- Southwell C, Paxton CGM, Borchers DL, Boveng P, Nordøy ES, Blix AS (2007). Estimating population status under conditions of uncertainty: the case of the Ross seal in east Antarctica. *Biological Conservation In Review*.
- Splettstoesser JF, Gavriilo M, Field C, Field C, Harrison P, Messick M, Oxford P, Todd FS (2000) Notes on Antarctic wildlife: Ross seals *Ommatophoca rossii* and emperor penguins *Aptenodytes forsteri*. *New Zealand Journal of Zoology* 27: 137-142.
- Stewart B S (2002) Diving Behavior. Pp. 333-339, In: Encyclopedia of Marine Mammals. (Perrin WF, Wursig B, Thewissen GW, eds) Academic Press, San Diego.
- Stirling I, Thomas JA (2003) Relationships between underwater vocalizations and mating systems in phocid seals. *Aquatic Mammals* 29(2): 227–246.
- Thomas,JA, DeMaster D, Stone S, Andriashek D (1980) Observations of a newborn Ross seal pup (*Ommatophoca rossii*) near the Antarctic peninsula. *Canadian Journal of Zoology* 58: 2156-2158.
- Thomas J A (2002) Ross seal, *Ommatophoca rossii*. In: Encyclopedia of Marine Mammals. (Perrin W F, Wursig B, Thewissen JGM eds), pp. 1053-1055, Academic Press, San Diego.
- Tikhomirov EA (1975) Biology of ice forms of seals in the Pacific sector of the Antarctic. *Rap PV Reun Cons Perm Int Explor Mer* 169: 409-412. *arctic Research* 5: 31-36.

- Todd, FS (2004) Birds and mammals of the Antarctic, Subantarctic and Falkland Islands, Ibis Publishing Co, Temecula, CA.
- Wilson VJ (1975) The second seal survey in the King Haakon VII Sea, Antarctica. South African Journal of Antarctic Science.
- Yochem P K, Stewart BS (2003) Fur and Skin. In: Encyclopedia of Marine Mammals. (Perrin W F, Wursig B, Thewissen JGM eds), pp. 548-549. Academic Press, San Diego.
- Yurakhno MV, Mal'tsev VN (1995) On taxonomic status of cestodes with uncommon locality in organs of Antarctic seals. Parazitologiya 29:179-187.
- Zhao L, Castellini MA, Mau TL, Trumble SJ (2004) Trophic interactions of Antarctic seals as determined by stable isotope signatures. Polar Biology 27(6):368-373.
- Zenkovich BA (1962) Sea mammals as observed by the round-the-world expedition of the round-the-world expedition of the Academy of Sciences of the USSR in 1957/58. Norsk Hvalfangst Tidende 51: 198-210.