



WP 39

Agenda Item: 13.4

Person Responsible: E Griffin

XXXIV SCAR Delegates Meeting

Kuala Lumpur, Malaysia, 29-30 August 2016

Revised budget for 2016

Executive Summary

Authors: E Griffin

Important Issues or Factors: Revised budget for 2016 with updated Secretariat salaries to reflect currency conversion changes.

Recommendations/Actions and Justification: Changes to allocations on specific budget lines to be agreed.

2016 SCAR BUDGET (July 2016), all figures in US\$

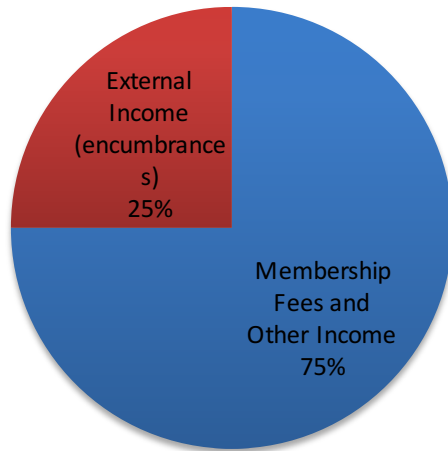
	ITEM	BUDGET ALLOCATION			TOTALS	Notes
		(initial)	(revision)	(carry forward)		
OPENING BALANCE						
	C/F to 2016				0	1
	Opening balance for 2016				424,522	
	<i>Contingency funds carried forward from 2015</i>	0	0		0	1
	<i>Remaining funds</i>				424,522	
I INCOME						
I a	Membership Fees and Other Income	580,133	0	0	580,133	
I a 1	National Contributions 2016	570,800			570,800	
I a 2	National Contributions (arrears)				0	
I a 3	Additional Voluntary Contributions				0	
I a 4	Miscellaneous Income				0	
I a 5	Management fee from Martha Muse Prize (2016)	9,333			9,333	
I b	External Income (encumbrances)	193,334	0	0	193,334	
I b 1 a	Martha Muse Prize money (2016)	100,000			100,000	
I b 1 b	Martha Muse Prize & management funds (2016)	77,023			77,023	
I b 1 c	Martha Muse Prize Salaries (2016)	16,311			16,311	
	Total income:	773,467	0	0	773,467	
II EXPENDITURE						
II a	Scientific Activities	242,000	0	0	242,000	
II a 1	SSG-GS	26,000			26,000	
II a 2	SSG-LS	26,000			26,000	
II a 3	SSG-PS	26,000			26,000	
II a 4a	AAA	21,000			21,000	
II a 4b	AntClim21	21,000			21,000	
II a 4c	AntEco	21,000			21,000	
II a 4d	AnT-ERA	21,000			21,000	
II a 4e	PAIS	21,000			21,000	
II a 4f	SERCE	21,000			21,000	
II a 5	Climate and Cryosphere CliC	2,000			2,000	
II a 6 a	Co-sponsoring of scientific mtngs.	3,000			3,000	
II a 6 b	Southern Ocean Observing System (SOOS)	8,000			8,000	
II a 7	SC-AGI	4,000			4,000	
II a 8	SCADM	5,000			5,000	
II a 9	History of Antarctic Research	3,000			3,000	
II a 10	2016 OSC Funds	10,000			10,000	2
II a 11	AG on Social Sciences	3,000			3,000	
II b	Scientific Advice	32,500	0	0	32,500	
II b 1	SC-ATS	20,000			20,000	
II b 2	2016 ATCM	10,000			10,000	
II b 3	SCAR observer to IPCC	1,500			1,500	

II b 4	SCAR-CCAMLR interaction	1,000			1,000	
II c	Capacity Building, Education and Training	37,700	0	0	37,700	
II c 1	Fellowships	30,700			30,700	
II c 2	SCAR Visiting Scholar scheme	5,000			5,000	
II c 3	Capacity Building-early career scientists & general	2,000			2,000	
II c 4	SCAR Secondment (incl internships)	0			0	
II d	Meetings	29,600	0	0	29,600	
II d 1	Chief Officers at Delegates Meeting	8,000			8,000	
II d 2	Delegates Meeting and OSC	14,000			14,000	
II d 3	OSC Plenary Lecture costs	4,000			4,000	
II d 4	SCAR Medal Winners	1,600			1,600	
II d 5	Development Council meeting	2,000			2,000	
II e	Publications	2,000	5,000	0	7,000	
II e 1	Strategic plan plus general publications	1,000	5,000		6,000	3
II e 2	SCAR Medals (support activities)	1,000			1,000	
II f	Administrative expenses	236,199	-4,456	0	231,743	
II f 1	Salaries and staff costs	196,699	-4,456		192,243	4
II f 2	Postage and telephone	5,000			5,000	
II f 3 a	Secretariat travel	8,000			8,000	
II f 3 b	EXCOM travel	5,000			5,000	
II f 4	Audit fees	12,500			12,500	
II f 5 a	General office expenses	3,000			3,000	
II f 5 b	Office Contents insurance	1,000			1,000	
II f 6	Office equipment	3,000			3,000	
II f 7	Bank charges	0			0	
II f 8	Gain/loss on exchange rate	0			0	
II f 9	SCAR Merchandise	2,000			2,000	
II f 10	SCAR General Fund	0			0	
	EXPENDITURE (total):	579,999	544	0	580,543	
FINANCIAL SUMMARY 2016						
	Opening Balance 2016				424,522	
	Estimated 2016 Income - 2016 Expenses				192,924	
	Less Encumbrances (External Income)				193,334	
	<i>SCAR income-expenditure 2016</i>				-410	
	<i>2015 Contingency funds available</i>				0	
	Balanced Sub-total (SCAR income-expenditure 2016)				-410	
	Predicted Closing Balance 31 Dec 2016				424,112	
	Expected Reserve for 2016 (Admin+Meetings expenses)+10%				287,477	

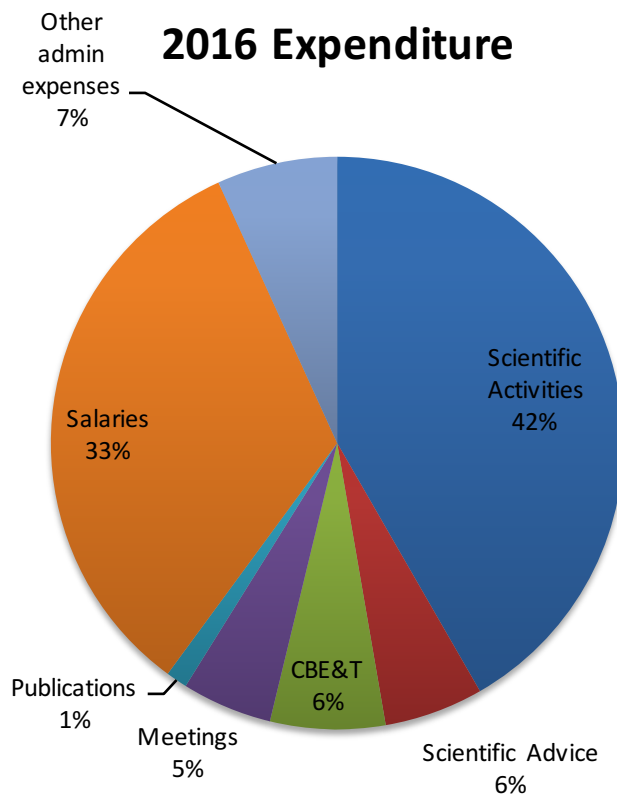
NOTES:

- 1 As per discussion in 2012 Delegates meeting, an estimated value cannot be used
- 2 Contribution to Malaysian LOC for OSC 2016 costs
- 3 Increased to allow for Strategic Plan production and printing
- 4 Adjusted to reflect greater certainty in salary payments and currency exchange rate for H1 2016

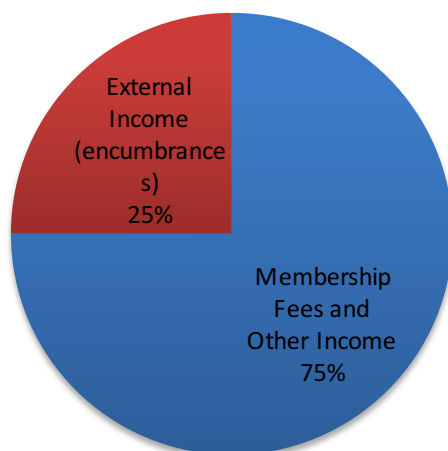
2016 Income



2016 Expenditure



2016 Income



2016 Expenditure (Fellowships included in Scientific Activities)

